

Sample: **A1M25D211_P2**
 Measurement date: 2025年5月7日 上午 11:03

Sample Details

Investigation: ████████_20250507
 Sample: A1M25D211_P2
 94b6b714-36a0-45f0-a8f8-5d948ceec756
 Electrolyte ID: PBS (137 mM)
 Dilution: 10
 Record: ████████_20250507_NP200_C07095_20250507T100053.idfs
 14119a5a-2093-42ce-9f64-78303799f4df
 Notes:

Sample Statistics

Size

Particle Diameter - Mean (nm): 92	d50 (nm): 82	
Particle Diameter - Mode (nm): 72	d10 (nm): 64	
Particle Diameter - Max.(nm): 380	d90 (nm): 125	
Particle Diameter - Min. (nm): 38	d90/d10: 1.97	Span 0.75

Concentration

Measured Mean Concentration (particles/mL): [0-∞]	3.21e+08
Raw Mean Concentration (particles/mL): [0-∞]	3.21e+09

Duration

Baseline Duration - Mean (ms): 0.59	FWHM Duration - Mean (ms): 0.07
Baseline Duration - Mode (ms): 0.21	FWHM Duration - Mode (ms): 0.05
Baseline Duration - Max. (ms): 86.64	FWHM Duration - Max. (ms): 4.98
Baseline Duration - Min. (ms): 0.05	FWHM Duration - Min. (ms): 0.00

Run Statistics

Run Time (s): 222.4	Av. Current (nA): 1185.11
Particle Count: 863	Av. RMS Noise (pA): 39.56
Particle Rate (particles/min): 232.8	

Measurement Settings

Measurement Date: 20250507 11:03
 Operator: N/A
 N/A
 Instrument: Exoid-67-R
 Nanopore ID: NP200_C Part #: N/A
 Stretch (mm): 48.99
 Pressure (Pa): 1000
 Voltage (mV): 1400
 Bandwidth Filter (kHz): Not Applied
 Gain: N/A

Extended Analysis Report



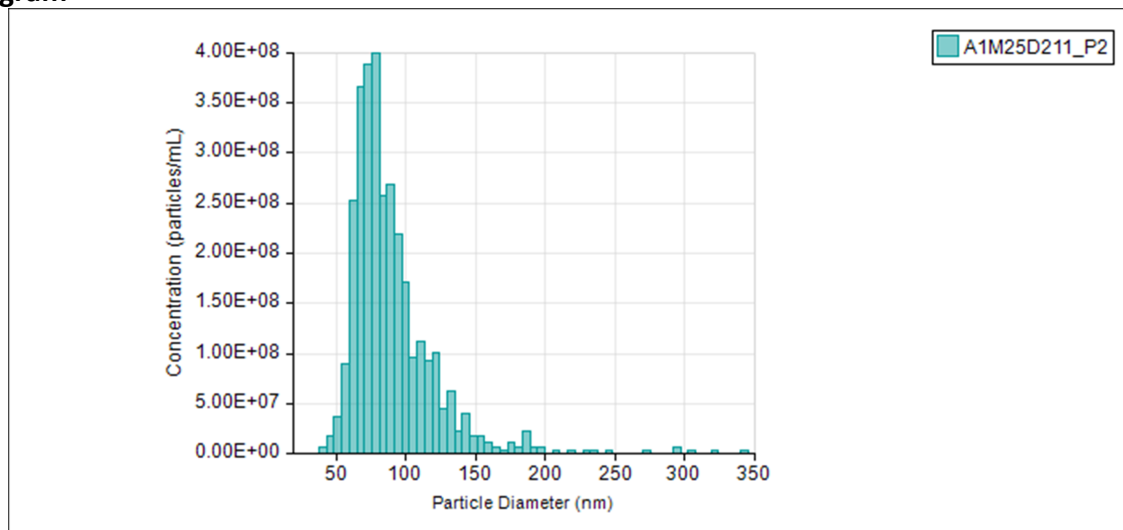
Sample: **A1M25D211_P2**
Measurement date: 2025年5月7日 上午 11:03

Calibration Files

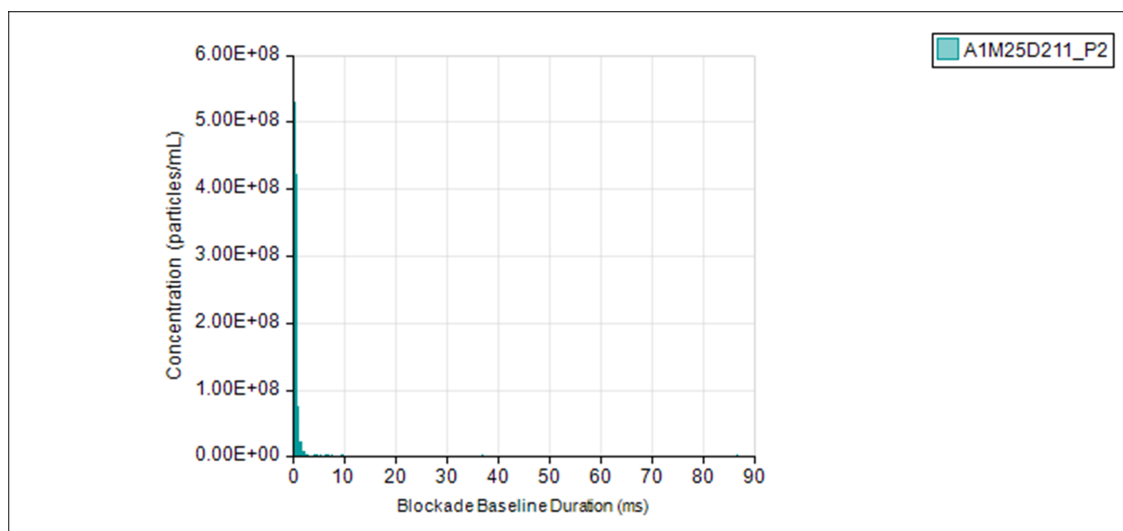
Sample ID	P (cm H2O)	Filename
CPC100_20230718_P2	1,000.00	C:\Users\MSI-XI\Documents\Exoid Data\????_20250507\? ????_20250507_NP200_C07095_20250507T100053.idfs

Sample: **A1M25D211_P2**
Measurement date: 2025年5月7日 上午 11:03

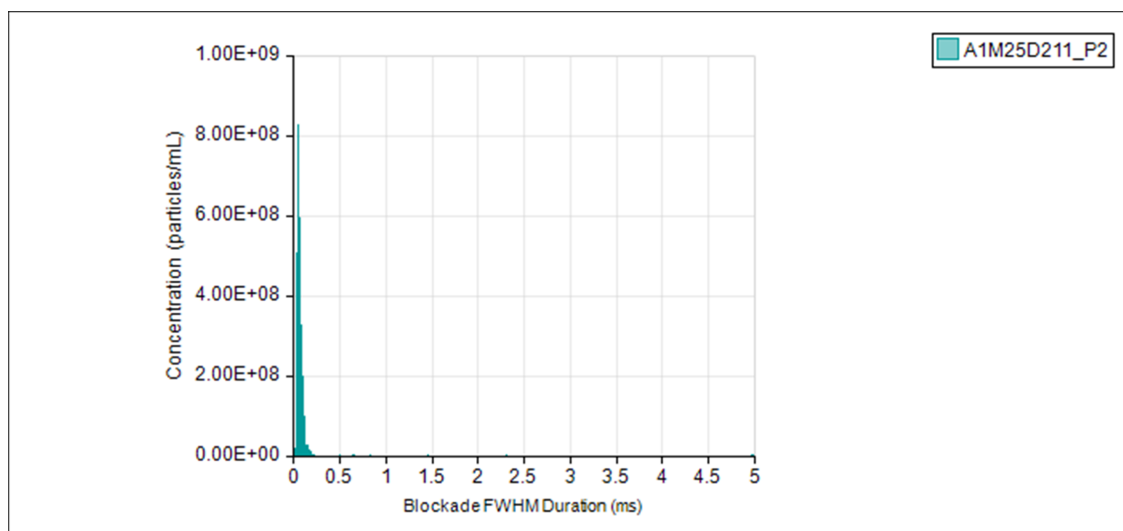
Size Histogram



Baseline Duration Histogram

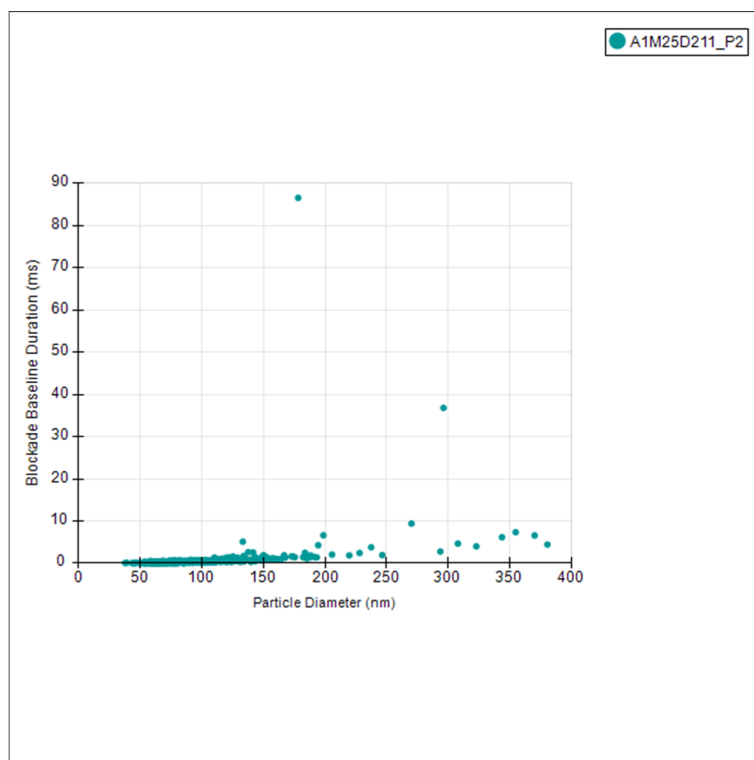


FWHM Duration Histogram



Sample: **A1M25D211_P2**
Measurement date: 2025年5月7日 上午 11:03

Baseline Duration v Size Scatter Plot



FWHM Duration v Size Scatter Plot

